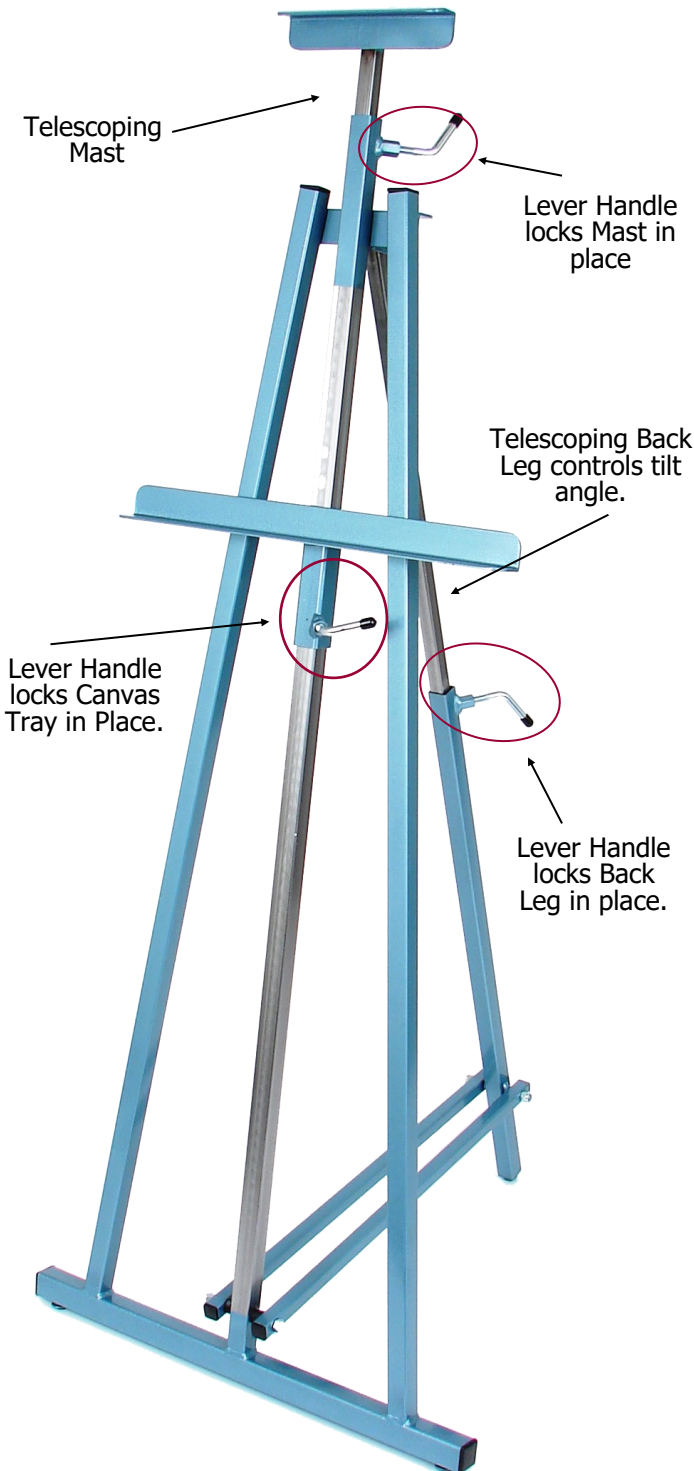


Safely Using The Klopfenstein Collegiate Easel (CE100)

CAUTION: Klopfenstein painting and drawing equipment is made from all welded, heavy gage steel tubing to provide exceptional durability and rigid stability for studio work. Our equipment is heavier than similar sized wood equipment and you must therefore take care to hold the telescoping portions of our equipment securely when making adjustments. You must also insure that when making easel **tilt** adjustments you securely lock the tilt adjustments in place so that the easel does not fall backwards. **Failure to control these parts could cause personal injury and / or damage to your equipment.**

ATTN: ART PROFESSIONALS & STUDENTS Prevent personal injury. Carefully read and follow all safety procedures shown in this guide for safely working with this equipment.

ANATOMY OF A CE100 EASEL




SAFELY ADJUSTING MAST HEIGHT

- 1) Hold the *telescoping section* of the mast **before** loosening the locking lever handle.
- 2) Holding the mast with one hand, loosen the lever handle, adjust the mast height and re-tighten the locking lever handle.

Always lower the mast to its resting position at the end of each painting / drawing session.

Always support the mast with one hand **before** making any height adjustments.

Always re-tighten the lever handle(s) after every easel adjustment.




SAFELY ADJUSTING TILT ANGLE

- 1) Hold & support the easel **before** loosening the back leg lever handle.
- 2) Holding the easel with one hand, loosen the back leg lever handle, adjust the tilt angle and re-tighten the back leg lever handle.

Always support the easel with one hand before making any tilt adjustments.

Always re-tighten the lever handle(s) after every easel adjustment.



ATTN: ART PROFESSIONALS & STUDENTS Prevent personal injury. Carefully read and follow all safety procedures shown in this guide for safely working with this equipment.

SAFELY USING THE KLOPFENSTEIN COLLEGIATE EASEL (CE100)

NOTICE:

To keep your Klopfenstein Equipment in proper working order, we recommend all unpainted uprights and extensions be wiped down with a rag or paper towel sprayed with a light oil (like WD40 lubricant) on a monthly bases, or as needed. This is the only maintenance that should be required.