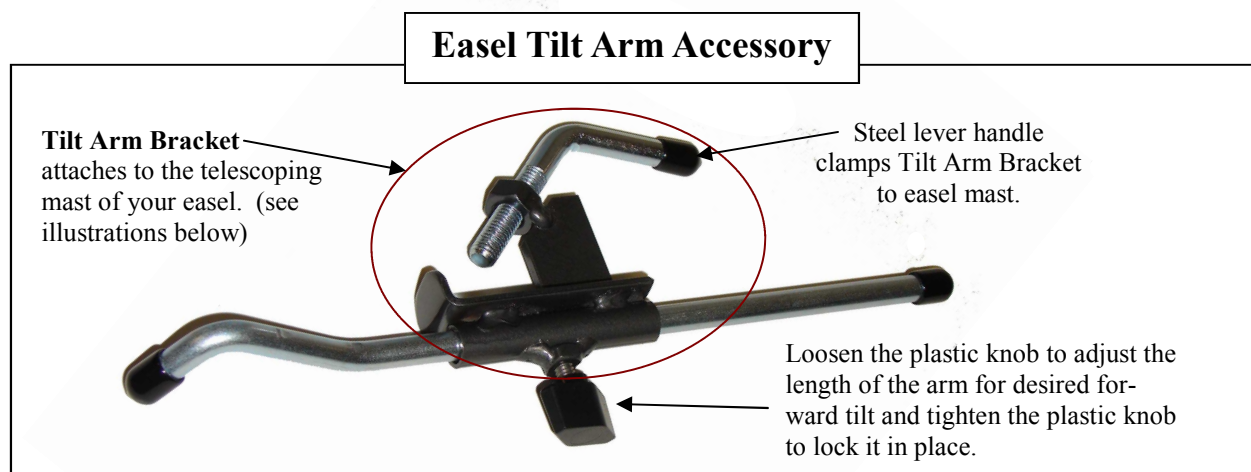


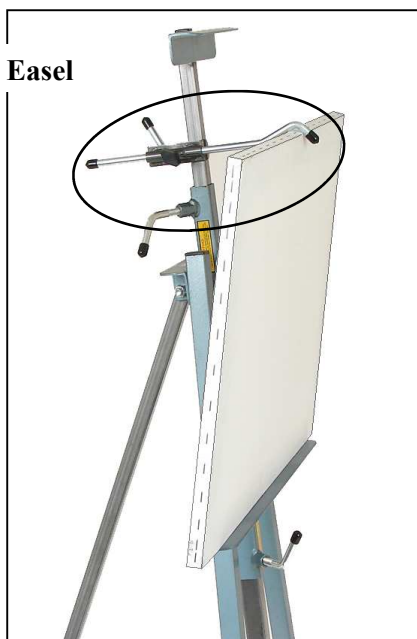
KLOPFENSTEIN / SPECTRUM “EASEL TILT ARM ACCESSORY” (EA101) USER GUIDE

Our “Easel Tilt Arm” attaches to the telescoping mast of *any* Klopfenstein or Spectrum easel to enable you to forward tilt your canvas for pastel work or glare control. It’s shown, bottom left mounted to our Klopfenstein Collegiate easel (CE100), and bottom right to our Klopfenstein Studio easel (KS100)




- 1** The Tilt Arm Accessory is designed to attach to the telescoping mast of your Klopfenstein or Spectrum easel. Extend the mast to a convenient height for attaching the Tilt Arm Accessory onto the mast and lock the mast in place.
- 2** Attach the Tilt Arm Bracket to the mast and adjust the length of the Tilt Arm and lock it in place.
- 3** Place canvas on your easel at a convenient height. Lower the mast so that the Tilt Arm grips the top of your canvas as shown below, and lock it in place.

CE100 Easel



KS100 Easel



Need Help? Call us at 419-884-2900 with questions or comments.