



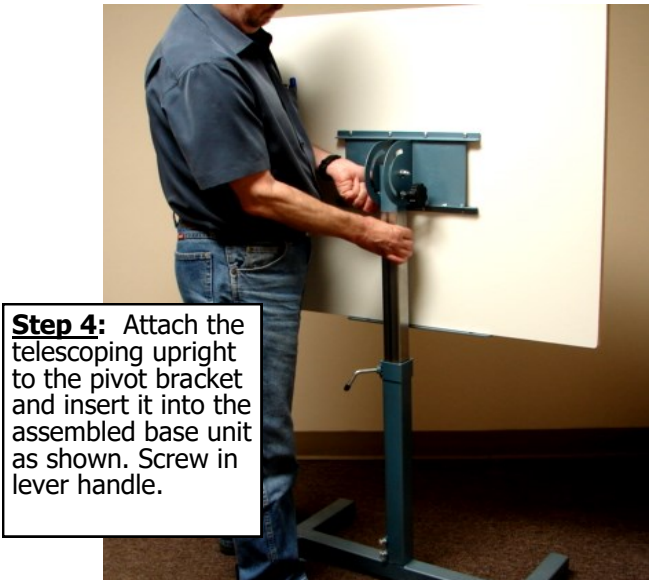



**ASSEMBLY INSTRUCTIONS & PARTS LIST**  
**KLOPFENSTEIN *STANDARD SIZE* (30X36") ART TABLE (AA300)**

**PARTS:**

- Pivot Bracket Locking Knobs → 
- Pivot Bracket Bolt, Locknut & Washers → 
- Set Bolts to Lock Upright Onto Base → 
- Locking Lever Handle for Telescoping Upright → 



**Need Help? Call us at 419-884-2900 with questions or comments.**

**NOTICE:**

To keep your Klopfenstein Equipment in proper working order, we recommend all unpainted uprights and extensions be wiped down with a rag or paper towel sprayed with a light oil (like WD40 lubricant) on a monthly bases, or as needed. This is the only maintenance that should be required.